



Staffing

Staff & Non-Staff Statistics	FY 2013		FY 2014		FY 2015	
	# of People	FTEs	# of People	FTEs	# of People	FTEs
Full-time permanent employees	50	50	20	20	3	3
Full-time seasonal employees	25	0.01	21	0.05	2	0.3
Part-time permanent employees	23	0.01	22	0.05	1	0.9
Part-time seasonal employees	21	0.01	23	0.05	8	2.5
Full-time volunteers	17	17	50	50	3	3
Part-time volunteers	16	0.01	25	0.1	2	0.02
Total	152	67.04	161	70.25	19	9.72

	FY 2013	FY 2014	% Change	FY 2015	% Change
Independent contractors	19	24	26%	4	-83%
Interns and apprentices	18	25	39%	1	-96%

Staff Expenses	FY 2013	FY 2014	% Change	FY 2015	% Change
W2 employees -- Salaries	\$600	\$30,003	4,900%	\$35,000	17%
Payroll taxes and fringe benefits	\$1,500	\$60,003	3,900%	\$1,200	-98%
Total	\$2,100	\$90,006	4,186%	\$36,200	-60%
Independent contractors	\$2,400	\$90,003	3,650%	\$75,500	-16%
Professional fees	\$3,300	\$120,003	3,536%	\$135,000	12%
Non-operating personnel	\$1,230	\$30,003	2,339%	\$20,000	-33%
Total personnel expenses	\$9,030	\$330,015	3,555%	\$266,700	-19%

Artists

	FY 2013	FY 2014	% Change	FY 2015	% Change
Full-time Employees that are Artists	12	15	25%	2	-87%
Part-time Employees that are Artists	11	16	45%	1	-94%
Independent Contractors that are Artists	10	17	70%	1	-94%

Payments to Artists	FY 2013	FY 2014	% Change	FY 2015	% Change
Artists & Performers Employees (Salaries, Payroll Taxes)	\$180	\$3,003	1,568%	\$5,750	91%
Artists & Performers Independent Contractors	\$270	\$6,003	2,123%		-100%
Artists & Performers Professional Fees	\$360	\$9,003	2,401%		-100%
Payments to Artists & Performers total	\$810	\$18,009	2,123%	\$5,750	-68%

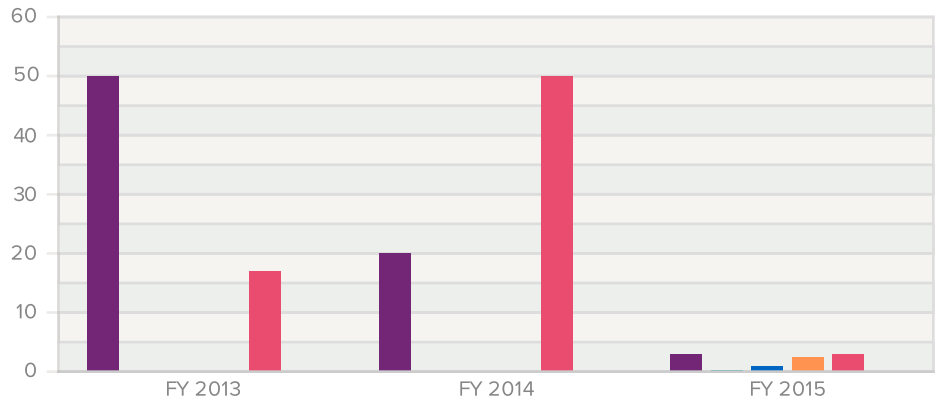
Board Members

	FY 2013	FY 2014	% Change	FY 2015	% Change
Number of Board Members	14	11	-21%	8	-27%
Hours Contributed	13	250	1,823%	60	-76%



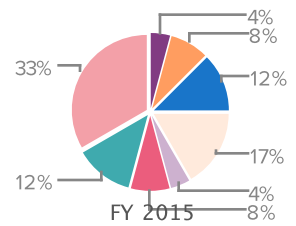
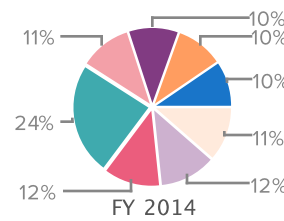
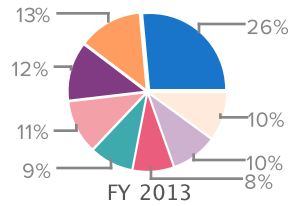
Full-time Equivalents

- Full-time Permanent Employees
- Full-time Seasonal Employees
- Part-time Permanent Employees
- Part-time Seasonal Employees
- Full-time Volunteers
- Part-time Volunteers



Employees by Type

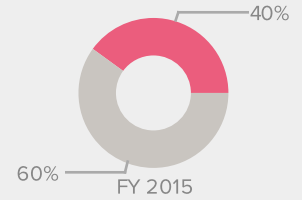
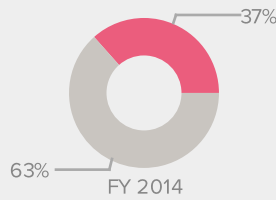
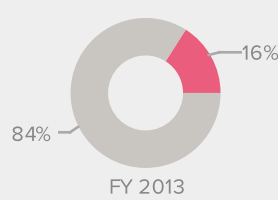
- Full-time Permanent Employees
- Full-time Seasonal Employees
- Part-time Permanent Employees
- Part-time Seasonal Employees
- Full-time Volunteers
- Part-time or One-time Volunteers
- Interns & Apprentices
- Independent Contractors



A display value of 0% signifies a value of less than 0.5%

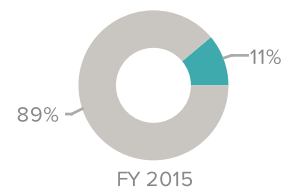
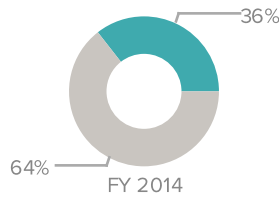
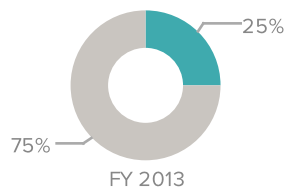
Full-time Employees Who Are Artists

- Artists
- Non-Artists



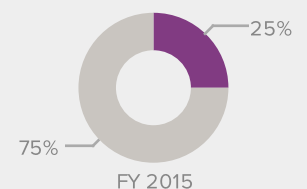
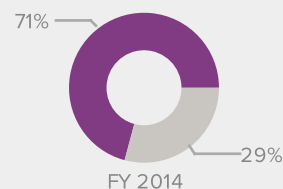
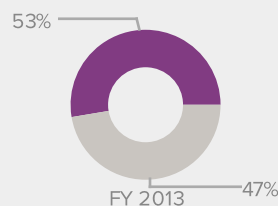
Part-time Employees Who Are Artists

- Artists
- Non-Artists



Independent Contractors Who Are Artists

- Artists
- Non-Artists



The absence of a chart indicates that the organization did not have any data on artists in that category for that fiscal year..